

Making of a Portfolio

Skate Ehling


Step One: Making Paper

1. Take shredded paper and add a ton of water and bleach
2. Blend paper
3. Build big tub to hold water and paper pulp mixture
4. Fill tub with water and add paper pulp
5. Build deckle
6. Strain pulp out of water with deckle
7. Place sheet of paper on cloth
8. Add lots of weight and let dry 24 hours
9. Remove weight and hang to dry fully
10. Remove from cloth
11. Repeat until desired number of sheets





Step Two: Create Text Block

1. Cut all sheets to same size
2. Fold sheets in half
3. Create signatures by putting one folded sheet inside another
4. Stack all signatures
5. Mark out and create stitching holes
6. Stitch
7. Glue support cloth to spine (include bookmark here)
8. Apply weight and let dry
9. Once dry, glue cover pages to edge of text block




Step Three: Make Book Cover

1. Cut hardboard in 3 pieces
 - a. Front, back, spine
 - b. Front and back: size of text block plus $\frac{1}{8}$ " all around
 - c. Spine: same height as front and back pieces, width is width of text block
2. Glue 3 pieces to oversized book cloth
 - a. Leave gap of $\frac{1}{4}$ " + thickness of hardboard between each piece
3. Apply weight and let dry
4. Cut out book cloth to 1" around all sides
5. Cut corners of cloth off at 45 degrees $\frac{1}{4}$ " front corner
6. Apply glue and fold over edge of cloth
7. Apply weight and let dry



Step 4: Combine Text Block and Book Cover

1. Apply glue to cover pages of text block
2. Carefully align so text block is centered on front cover and pushed back to spine
3. Glue down and remove wrinkles
4. Repeat for back cover
5. Press under weight until dry



Skate Ehling

skateehling@gmail.com

(310) 926-4401

Step Five: Fill Book with Pictures

1. Print out photos
2. Glue into book
3. Caption and label as you see fit

MAKING A CHAINMAIL POUCH




CUTTING JUMP RINGS



LINKING JUMP RINGS
IN EUROPEAN 4 TO 1

ATTACHING BOTTOM



AFTER TUMBLING
WITH SHOT



AFTER BLACKENING WITH
LIVER OF SULFUR

